

WEEK: 8

CLASS: SS 1

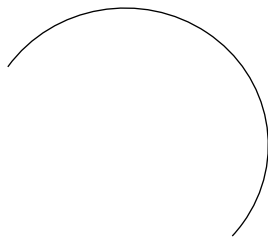
DATE:

TOPIC: PRINCIPLES OF TANGENT AND TANGENCY

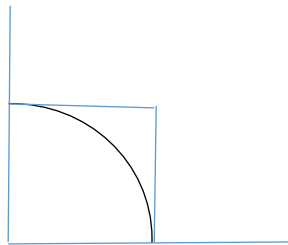
PRINCIPLES OF TANGENT AND TANGENCY

A tangent is a straight line that touches a circle or an arc at just one point on the circumference or arc without cutting through it. It makes an angle of 90° with the radius of the circle or arc at the point of tangency.

Arc: This is a stroke made by a radius (convenient compass length) which is less than a full circle. If the arc makes a complete revolution, it is then said to be a circle.

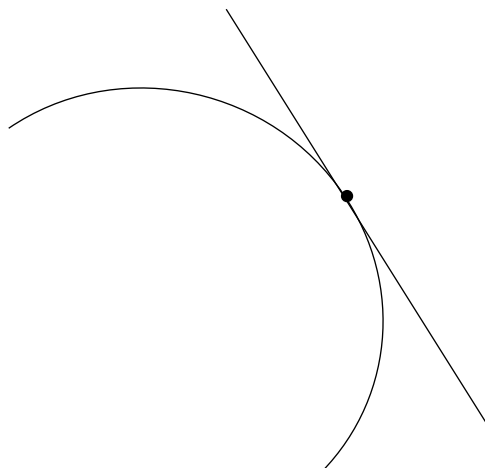


Fillet: This is an arc which touches two straight lines inclined to each other at a point.

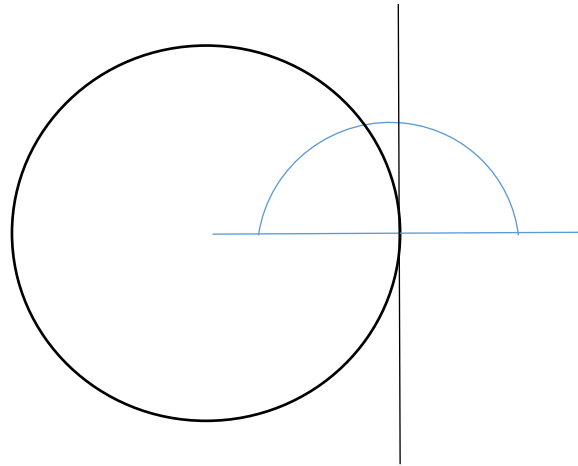


Point of tangency: This is that particular point where the tangent touches the arc or the circumference.

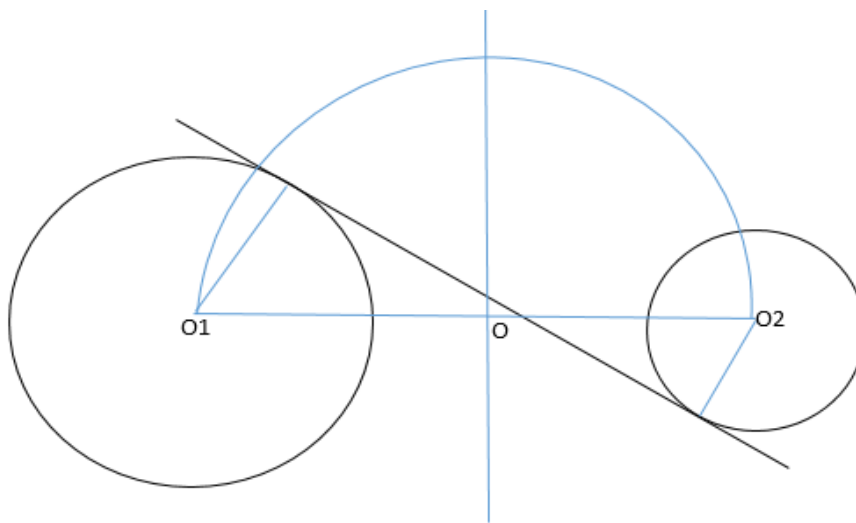
To construct a tangent on an arc.



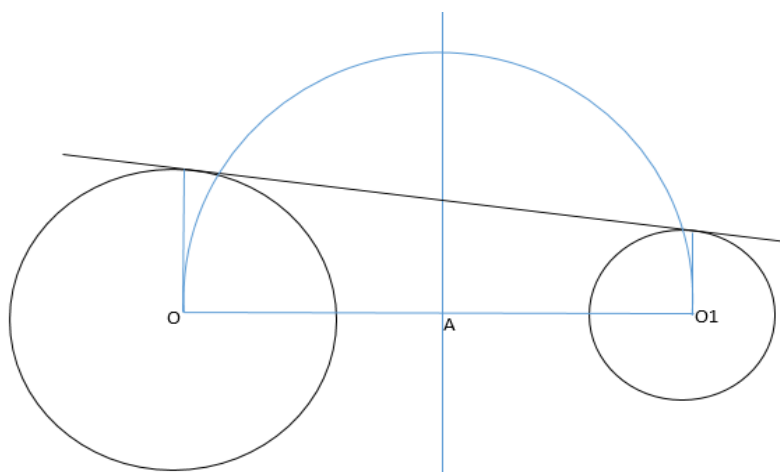
To draw a tangent to a given circle on point D



To construct a tangent to two unequal circles



To construct a tangent to two unequal circles (external and internal)



ASSIGNMENT:

1. Define the following terms;
 - a. Loci
 - b. Ellipse
 - c. Cycloid.